

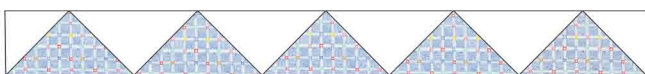
For block placement, refer to cover picture. Make sure the same material goes around center teddy bear block. Sew quilt together with five blocks across and five strips down. Press.

Border #1

From the 7 1/4" triangle pieces, sew a blue square triangle to a white triangle until you have five blue square triangles.




Sew a white 3 7/8" triangle to each side of this strip. Make 2.



Make two strips with blue squiggle and white.

Sew a blue square strip to top and bottom of quilt. Press.

Sew four blocks with a blue square 3 7/8" triangle to a blue squiggle triangle. Press seams open.



Sew a square to each end of remaining strips. Make sure they are oriented in the right direction. Sew to sides of quilt. Press.

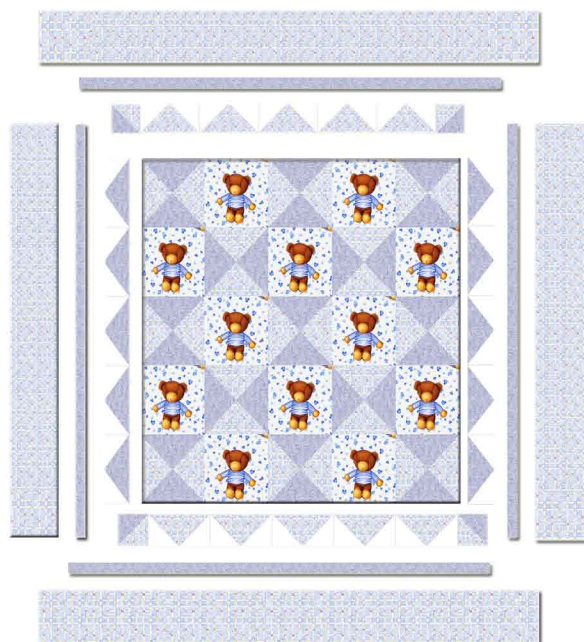


Border #2

Sew a 1 1/2" x 36 1/2" strip of blue squiggle to sides of quilt. Press. Sew a 1 1/2" x 38 1/2" strip of blue squiggle to top and bottom of quilt. Press.

Border #3

Sew a 5 1/2" x 38 1/2" blue square strip to sides of quilt. Press. Sew a full blue square strip to a half strip twice. Sew to top and bottom of quilt. Press and trim. Layer, quilt and bind.



Susan Branch